



TEAM POLICY DEBATE
ORIENTATION

ABOUT STOA



**National
speech & debate
league**



**Homeschool
students**



**Ages
12 - 18**



**100+
tournaments
each year**

Volunteers

Make It

Happen



- We can't do this without you.
- You are making an investment.
- You are performing a teaching role in the lives of our students.
- You make it possible for young people to learn these skills.

THANK YOU!



YOU ARE QUALIFIED TO JUDGE!

You already participate in communication activities.

- It is not your job to be a debate expert.
- It is the speaker's job to communicate to you.

Our goal is for our students to speak to "the thinking man and woman on the street".

That's you!

WHAT TO EXPECT



There is one judge in preliminary rounds.

That number increases in elimination rounds.



Debaters will time their own speeches.

There may also be a timekeeper.



Debaters will introduce themselves to you.

They may ask for your judging philosophy.

WHAT IS DEBATE?

Two opposing teams argue an idea: the Resolution.

AFFIRMATIVE

upholds the resolution



NEGATIVE

refutes the Affirmative

each team has two debaters

Debaters will alternate sides during the tournament.

2023-24 RESOLUTION

Resolved:

The United States federal government should substantially reform its energy policy.

ROUND STRUCTURE

8 min. First Affirmative Constructive

3 min. Cross Examination

8 min. First Negative Constructive

3 min. Cross Examination

8 min. Second Affirmative Constructive

3 min. Cross Examination

8 min. Second Negative Constructive

3 min. Cross Examination

5 min. First Negative Rebuttal

5 min. First Affirmative Rebuttal

5 min. Second Negative Rebuttal

5 min. Second Affirmative Rebuttal

CONSTRUCTIVES



Each debater has one constructive speech.



The first Affirmative constructive (1AC) is typically pre-written and presents a case to uphold the resolution.



All constructive speeches are used to introduce, build, and respond to arguments.

CROSS-EXAMINATION


One-on-one question and answer.



Only direct interaction in the round between the debaters.

Debaters face the judge.

Judges may not question/comment during this time or at all during the round.



REBUTTALS



Rebuttal speeches are used to respond to and extend **existing** lines of argumentation.

No new lines of argumentation may be presented in rebuttal speeches.



Rebuttal speeches may include *new examples, analysis, analogies, and evidence* offered to support existing lines of argumentation.



If a debater introduces a new line of argumentation into the round during the rebuttals, the judge should disregard these arguments when evaluating the round.

Team Policy makes use of a wide variety of support to defend and clarify arguments, which may include (but is not limited to):

Types of Support

- evidence
(cited materials)
- definitions
- history
- applications
- facts
- analogies
- examples
- quotations
- logic
- philosophy

All forms of support are valid, and the debaters may persuade you as to which types of support are best for the issues at hand.

EVIDENCE

is the oral presentation of quoted text with a citation.

- Evidence must be on paper in the debate room.
- The written citation must include:
 - ▶ *All authors (if available)*
 - ▶ *Publication Name*
 - ▶ *Date*
 - ▶ *URL (if available)*
- The citation should be located directly above or below the text.
- Evidence must be read verbatim from the beginning of the sentence until the ending punctuation.

JUDICIAL REVIEW



At the end of the round, you may request to review written materials for clarification or accuracy.

You may only review materials that were read orally in the round.



Do not ask the debaters for additional clarification of evidence or arguments.



Make sure to return any evidence you review back to the debaters before leaving the room.

TIME LIMITS



- Once time expires, a debater may complete a sentence, *but should not start a new thought.*
- Once time expires, *judges should disregard* the additional comments and content when evaluating the round.

DEBATER COMMUNICATION

- Partners may communicate and pass notes discreetly at the table. *They may not pass notes while one partner is speaking at the podium.*

DEBATER PREP TIME

- Each team has a total of 5 minutes for prep between speeches.

FLOWING *or* NOTE-TAKING

Flowing organizes the ideas in a round.

- Use flow sheets or plain paper.
- Not to be turned in.
- Optional! Just a tool to help you.

The right note-taking system allows you to:

- Absorb the presentation.
- Follow an argument as it's developed.
- Track responses & refutation.
- Give the debaters written feedback.



*Affirmative
Constructive*

*Negative
Constructive*

*Affirmative
Constructive*

*Negative
Constructive*

*Negative
Rebuttal*

Argument 1

Argument 2

Argument 3

*Affirmative
Constructive*

*Negative
Constructive*

*Affirmative
Constructive*

*Negative
Constructive*

*Negative
Rebuttal*

Argument 1

→ **Response 1**
Response 2

Argument 2

→ **Response 1**
Response 2
Response 3

Argument 3

Argument 1

*Affirmative
Constructive*

*Negative
Constructive*

*Affirmative
Constructive*

*Negative
Constructive*

*Negative
Rebuttal*

Argument 1



Response 1
Response 2



Defense 1

Argument 2



Response 1
Response 2
Response 3

Defense 1
Defense 2
Defense 3

Argument 3



Review

Argument 1



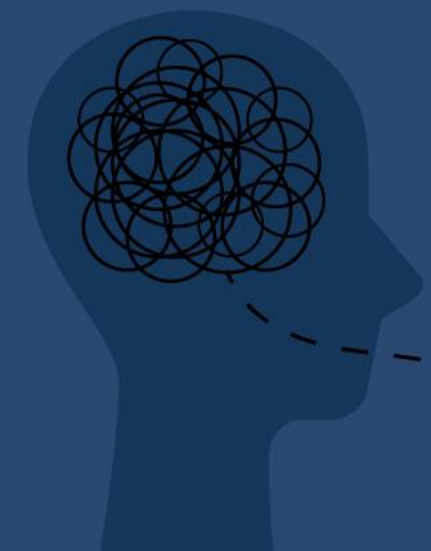
Refutation

You don't need to be an expert!

The *debaters* are responsible for making their ideas clear to the judge, including:

- *Debate theory.*
- *Organization of the ideas and arguments in the round.*
- *Details of the topic.*

It's up to the *debaters* to persuade you how to vote, and why.



The background of the slide is a blue-tinted image of a classical building facade. It features several tall, fluted columns supporting a heavy entablature. At the top of the facade, there is a prominent relief sculpture depicting several figures in classical attire, possibly representing a scene from history or mythology. The overall aesthetic is formal and institutional.

So what *is* your role as the judge?

THINGS TO DO



Do set aside your personal bias.



Do decide which team best supports their position.



Do provide written feedback.

THINGS NOT TO DO



DON'T interrupt or question the debaters during the round.



DON'T leave the room, text, or take phone calls during the round.



DON'T discuss the round with the debaters, audience or other judges when it is finished.



Round:	Room:
Date:	Time:
Affirmative	vs. Negative
Judge:	Signature:

Resolved: The United States Federal Government should substantially reform its energy policy.

Please complete the ballot in black or blue ink only.

Speaker (circle): 1st Affirmative or 2nd Affirmative Rank 1st 2nd 3rd 4th		Speaker (circle): 1st Negative or 2nd Negative Rank 1st 2nd 3rd 4th	
Individual Points Persuasiveness Evidence Cross-Examination Refutation Delivery Organization	Poor.....Excellent 1 2 3 4 5 1 2 3 4 5 1 2 3 4 5 1 2 3 4 5 1 2 3 4 5 1 2 3 4 5	Individual Points Persuasiveness Evidence Cross-Examination Refutation Delivery Organization	Poor.....Excellent 1 2 3 4 5 1 2 3 4 5 1 2 3 4 5 1 2 3 4 5 1 2 3 4 5 1 2 3 4 5
Comments:	Total: _____	Comments:	Total: _____
Speaker (circle): 1st Affirmative or 2nd Affirmative Rank 1st 2nd 3rd 4th		Speaker (circle): 1st Negative or 2nd Negative Rank 1st 2nd 3rd 4th	
Individual Points Persuasiveness Evidence Cross-Examination Refutation Delivery Organization	Poor.....Excellent 1 2 3 4 5 1 2 3 4 5 1 2 3 4 5 1 2 3 4 5 1 2 3 4 5 1 2 3 4 5	Individual Points Persuasiveness Evidence Cross-Examination Refutation Delivery Organization	Poor.....Excellent 1 2 3 4 5 1 2 3 4 5 1 2 3 4 5 1 2 3 4 5 1 2 3 4 5 1 2 3 4 5
Comments:	Total: _____	Comments:	Total: _____
Decision: In my opinion, this debate was won by: (Circle one)			
Affirmative Team		Negative Team	

Please explain your "Reason for Decision" on the back of the ballot.

BEFORE THE ROUND



Confirm you have not judged either debater in *this event at this tournament.*



Make sure the tournament staff know which ballot you have.



Find the room number (*top right*).



Fill in your name (if needed).

FILLING OUT THE BALLOT

Two independent decisions:

Decide which team wins.

Arguments are more important than presentation; the team with lower points may still win the round.

Evaluate and reward individual presentation.

Assign each debater points based on their personal performance in the round.

Set aside personal biases and opinions during this process.

INDIVIDUAL EVALUATIONS

Speaker (circle): 1st Affirmative or 2nd Affirmative

Rank

Thomas Jefferson

1st (2nd) 3rd 4th

Individual Points

Poor.....Excellent

Persuasiveness	1	2	3	4	(5)
Evidence	1	2	3	(4)	5
Cross-Examination	1	(2)	3	4	5
Refutation	1	2	3	(4)	5
Delivery	1	2	(3)	4	5
Organization	(1)	2	3	4	5

Comments:

Total: 20

Total Points

- Assign 1-5 in each category.
- Add up point total.
- Points may be tied; ties are broken with rank.
lower point total may win the round.

Rank

- Rank debaters sequentially by points.
highest number = 1st rank;
lowest number = 4th rank; and so on.

Write Comments

- Leave positive and constructive feedback for the students to read.
all debaters will see what you wrote.

CASTING YOUR VOTE

Stoa Team Policy Debate



Round:	Room:
Date:	Time:
Affirmative	vs. Negative
Judge:	Signature:

Resolved: The United States Federal Government should substantially reform its energy policy.

Please complete the ballot in black or blue ink only.

Speaker (circle): 1st Affirmative or 2nd Affirmative	Rank	Speaker (circle): 1st Negative or 2nd Negative	Rank
	1st 2nd 3rd 4th		1st 2nd 3rd 4th
Individual Points	Poor.....Excellent	Individual Points	Poor.....Excellent
Persuasiveness	1 2 3 4 5	Persuasiveness	1 2 3 4 5
Evidence	1 2 3 4 5	Evidence	1 2 3 4 5
Cross-Examination	1 2 3 4 5	Cross-Examination	1 2 3 4 5
Refutation	1 2 3 4 5	Refutation	1 2 3 4 5
Delivery	1 2 3 4 5	Delivery	1 2 3 4 5
Organization	1 2 3 4 5	Organization	1 2 3 4 5
Comments:	Total: _____	Comments:	Total: _____
Speaker (circle): 1st Affirmative or 2nd Affirmative	Rank	Speaker (circle): 1st Negative or 2nd Negative	Rank
	1st 2nd 3rd 4th		1st 2nd 3rd 4th
Individual Points	Poor.....Excellent	Individual Points	Poor.....Excellent
Persuasiveness	1 2 3 4 5	Persuasiveness	1 2 3 4 5
Evidence	1 2 3 4 5	Evidence	1 2 3 4 5
Cross-Examination	1 2 3 4 5	Cross-Examination	1 2 3 4 5
Refutation	1 2 3 4 5	Refutation	1 2 3 4 5
Delivery	1 2 3 4 5	Delivery	1 2 3 4 5
Organization	1 2 3 4 5	Organization	1 2 3 4 5
Comments:	Total: _____	Comments:	Total: _____
Decision: In my opinion, this debate was won by: (Circle one)			
<input type="radio"/> Affirmative Team		<input type="radio"/> Negative Team	
<input type="radio"/> Double Loss			

Please explain your "Reason for Decision" on the back of the ballot.

Decide which team won the round.

- Vote Affirmative or Negative.
double loss is disciplinary.
- The team with lower point totals may win.
argument is more important than presentation.

Explain your reason for decision.

- Explain why you voted the way you did.
students read these comments to learn what they can improve/change next time.
- Use the back of the ballot for extra space to write your thoughts.
this will be photocopied for both teams.

Vote for the team that:

- ▶ **Best demonstrated the validity of their argument(s),**
and,
- ▶ **Best refuted the arguments raised by the other side.**

Did a rule violation occur?

One team may allege that the other side broke a rule, or you may notice a rule violation yourself. You may cast a vote against the offending team, or reduce their points, based solely on the infraction.

The team who debated best may lose the round if they broke a rule.

*** Please consult a written copy of the rules before making this decision. ***

Please remember to...



Judge the round based *solely* upon the issues discussed in the round.



Be impartial: set aside your personal biases and opinions.



Be prepared to vote for a position you do not personally hold.

THE SPEED BALLOT

NITOC 2023

TP

Team Policy Debate				Judge:			
Round 1				Room 5		Mon 05/22/23 08:30AM	
Speaker (circle)	Affirmative	Rank (1-4)	Points (6-30)	Speaker (circle)	Negative	Rank (1-4)	Points (6-30)
1st 2nd	John Smith	___	___	1st 2nd	Thomas Lee	___	___
1st 2nd	Peter Jones	___	___	1st 2nd	Grace Williams	___	___
Stoa				Stoa			
The winner of this debate was				_____ Judge's Signature			
Affirmative Negative							
(Circle Winner)							
Is this a low point win? _____							

SPEED BALLOT

Dear Judge,

- You have been given two ballots.
- One Speed Ballot and one Student Ballot.
- Please fill in the Speaker Points, Speaker Rank, and Decision on both ballots..
- Bring both ballots to Ballot Return and turn in your Speed Ballot ASAP. This is critical to helping the tournament run on time.
- Ballot Return will make sure that what you have written on both ballots is a match.
- Ballot Return will take your Speed Ballot.
- You may then take some extra time to complete the "Comments" and "Reason for Decision" on the Student Ballot. Please do not write these on the Speed Ballot.

Thank you for your help,

Your Friendly Tab Staff

Only pertinent information needed for tabulation purposes.

- Vote Affirmative or Negative.
- Provide total individual points.
- Rank debaters.





Turn in as soon as possible.

Continue filling out the main ballot with comments and reason for decision!

WHEN THE ROUND IS OVER

- ✓ The debaters may thank you for your time judging today.
- ⊘ Do not disclose your decision.
- ⊘ Do not ask questions about the round or give verbal feedback.
- ⊘ Do not solicit opinions about the round from others in the room.
- ✓ Immediately following the round, take your ballot(s) to the designated area for completion.

Judges should not:

-  **Fact check debaters after the round.**
-  **Take photos of evidence.**
-  **Record rounds.**
-  **Livestream or post rounds on social media.**

You are always welcome to take notes, review rules, and share any concerns with the tournament leadership after the round.

We're here to help!

JUDGE ORIENTATION STAFF AVAILABLE

If you have questions concerning the round or your ballot, staff is available to answer your questions in the judge's area.

WRITTEN RULES AVAILABLE

Were the rules discussed in your round? Unsure what they are? A written copy of the rules are available for review.



THANK YOU!